

Amended Annual Budget

School District No. 05 (Southeast Kootenay)

June 30, 2017

School District No. 05 (Southeast Kootenay)

June 30, 2017

Table of Contents

Bylaw	1
Amended Annual Budget - Revenue and Expense - Statement 2	2
Amended Annual Budget - Changes in Net Financial Assets (Debt) - Statement 4	4
Amended Annual Budget - Schedule of Changes in Accumulated Surplus (Deficit) by Fund - Schedule 1	5
Amended Annual Budget - Operating Revenue and Expense - Schedule 2	6
Schedule 2A - Amended Annual Budget - Schedule of Operating Revenue by Source	7
Schedule 2B - Amended Annual Budget - Schedule of Operating Expense by Source	8
Schedule 2C - Amended Annual Budget - Operating Expense by Function, Program and Object	9
Amended Annual Budget - Special Purpose Revenue and Expense - Schedule 3	11
Schedule 3A - Amended Annual Budget - Changes in Special Purpose Funds	12
Amended Annual Budget - Capital Revenue and Expense - Schedule 4	14

*NOTE - Statement 1, Statement 3, Statement 5 and Schedules 4A - 4D are used for Financial Statement reporting only.

AMENDED ANNUAL BUDGET BYLAW


A Bylaw of THE BOARD OF EDUCATION OF SCHOOL DISTRICT NO. 05 (SOUTHEAST KOOTENAY) (called the "Board") to adopt the Amended Annual Budget of the Board for the fiscal year 2016/2017 pursuant to section 113 of the *School Act*, R.S.B.C., 1996, c. 412 as amended from time to time (called the "Act").

1. Board has complied with the provisions of the Act respecting the Amended Annual Budget adopted by this bylaw.
2. This bylaw may be cited as School District No. 05 (Southeast Kootenay) Amended Annual Budget Bylaw for fiscal year 2016/2017.
3. The attached Statement 2 showing the estimated revenue and expense for the 2016/2017 fiscal year and the total budget bylaw amount of \$66,686,339 for the 2016/2017 fiscal year was prepared in accordance with the *Act*.
4. Statement 2, 4 and Schedules 1 to 4 are adopted as the Amended Annual Budget of the Board for the fiscal year 2016/2017.


READ A FIRST TIME THE 17th DAY OF JANUARY, 2017;

READ A SECOND TIME THE 17th DAY OF JANUARY, 2017;

READ A THIRD TIME, PASSED AND ADOPTED THE 14th DAY OF FEBRUARY, 2017;


Chairperson of the Board

(Corporate Seal)


Secretary Treasurer

I HEREBY CERTIFY this to be a true original of School District No. 05 (Southeast Kootenay) Amended Annual Budget Bylaw 2016/2017, adopted by the Board the 14th DAY OF FEBRUARY, 2017.


Secretary Treasurer

School District No. 05 (Southeast Kootenay)

Amended Annual Budget - Revenue and Expense

Year Ended June 30, 2017

	2017 Amended Annual Budget	2016 Amended Annual Budget
Ministry Operating Grant Funded FTE's		
School-Age	5,456,250	5,378,875
Adult	4,758	2,500
Total Ministry Operating Grant Funded FTE's	5,461,008	5,381,375
Revenues		
	\$	\$
Provincial Grants		
Ministry of Education	57,903,497	55,797,053
Other	117,427	178,034
Tuition	400,848	1,088,380
Other Revenue	2,552,404	2,269,252
Rentals and Leases	228,000	136,000
Investment Income	55,000	50,000
Amortization of Deferred Capital Revenue	2,757,837	2,752,526
Total Revenue	64,015,013	62,271,245
Expenses		
Instruction	52,105,176	51,263,639
District Administration	2,021,151	1,997,055
Operations and Maintenance	9,902,703	10,029,374
Transportation and Housing	1,917,603	1,600,046
Scholarships	41,250	43,640
Total Expense	65,987,883	64,933,754
Net Revenue (Expense)	(1,972,870)	(2,662,509)
Budgeted Allocation (Retirement) of Surplus (Deficit)	1,959,108	2,371,677
Budgeted Surplus (Deficit), for the year	(13,762)	(290,832)
Budgeted Surplus (Deficit), for the year comprised of:		
Operating Fund Surplus (Deficit)		
Special Purpose Fund Surplus (Deficit)		
Capital Fund Surplus (Deficit)	(13,762)	(290,832)
Budgeted Surplus (Deficit), for the year	(13,762)	(290,832)


School District No. 05 (Southeast Kootenay)

Amended Annual Budget - Revenue and Expense


Year Ended June 30, 2017

	2017 Amended Annual Budget	2016 Amended Annual Budget
Budget Bylaw Amount		
Operating - Total Expense	58,245,451	57,187,696
Special Purpose Funds - Total Expense	4,272,377	4,272,841
Special Purpose Funds - Tangible Capital Assets Purchased	461,456	189,859
Capital Fund - Total Expense	3,470,055	3,473,217
Capital Fund - Tangible Capital Assets Purchased from Local Capital	237,000	255,000
Total Budget Bylaw Amount	66,686,339	65,378,613


Approved by the Board




 Signature of the Chairperson of the Board of Education




 Date Signed



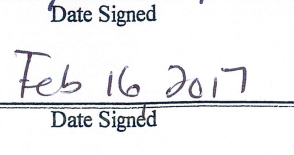
 Signature of the Superintendent



 Date Signed



 Signature of the Secretary Treasurer



 Date Signed

School District No. 05 (Southeast Kootenay)

Amended Annual Budget - Changes in Net Financial Assets (Debt)

Year Ended June 30, 2017

	2017 Amended Annual Budget	2016 Amended Annual Budget
	\$	\$
Surplus (Deficit) for the year	<u>(1,972,870)</u>	<u>(2,662,509)</u>
Effect of change in Tangible Capital Assets		
Acquisition of Tangible Capital Assets		
From Operating and Special Purpose Funds	(461,456)	(189,859)
From Local Capital	(237,000)	(255,000)
From Deferred Capital Revenue		(3,126,784)
Total Acquisition of Tangible Capital Assets	<u>(698,456)</u>	<u>(3,571,643)</u>
Amortization of Tangible Capital Assets	<u>3,470,055</u>	<u>3,473,217</u>
Total Effect of change in Tangible Capital Assets	<u>2,771,599</u>	<u>(98,426)</u>
	<u>-</u>	<u>-</u>
(Increase) Decrease in Net Financial Assets (Debt)	<u>798,729</u>	<u>(2,760,935)</u>

School District No. 05 (Southeast Kootenay)

Schedule 1

Amended Annual Budget - Schedule of Changes in Accumulated Surplus (Deficit) by Fund
Year Ended June 30, 2017

	Operating Fund	Special Purpose Fund	Capital Fund	2017 Amended Annual Budget
	\$	\$	\$	\$
Accumulated Surplus (Deficit), beginning of year	2,241,410		16,270,866	18,512,276
Changes for the year				
Net Revenue (Expense) for the year	(1,727,108)	461,456	(707,218)	(1,972,870)
Interfund Transfers				
Tangible Capital Assets Purchased		(461,456)	461,456	-
Local Capital	(232,000)		232,000	-
Net Changes for the year	(1,959,108)	-	(13,762)	(1,972,870)
Budgeted Accumulated Surplus (Deficit), end of year	282,302	-	16,257,104	16,539,406

School District No. 05 (Southeast Kootenay)

Schedule 2

Amended Annual Budget - Operating Revenue and Expense

Year Ended June 30, 2017

	2017 Amended Annual Budget	2016 Amended Annual Budget
	\$	\$
Revenues		
Provincial Grants		
Ministry of Education	55,493,683	53,544,027
Tuition	400,848	1,088,380
Other Revenue	345,812	245,612
Rentals and Leases	228,000	128,000
Investment Income	50,000	40,000
Total Revenue	56,518,343	55,046,019
Expenses		
Instruction	47,874,049	47,203,889
District Administration	2,021,151	1,997,055
Operations and Maintenance	6,432,648	6,386,706
Transportation and Housing	1,917,603	1,600,046
Total Expense	58,245,451	57,187,696
Net Revenue (Expense)	(1,727,108)	(2,141,677)
Budgeted Prior Year Surplus Appropriation	1,959,108	2,371,677
Net Transfers (to) from other funds		
Local Capital	(232,000)	(230,000)
Total Net Transfers	(232,000)	(230,000)
Budgeted Surplus (Deficit), for the year	-	-

School District No. 05 (Southeast Kootenay)

Schedule 2A

Amended Annual Budget - Schedule of Operating Revenue by Source
Year Ended June 30, 2017

	2017 Amended Annual Budget	2016 Amended Annual Budget
	\$	\$
Provincial Grants - Ministry of Education		
Operating Grant, Ministry of Education	54,409,092	53,226,718
INAC/LEA Recovery	(235,612)	(235,612)
Other Ministry of Education Grants		
Pay Equity	457,171	457,171
Transportation Supplemental	361,459	
Return of Administrative Savings	277,377	
Carbon Tax Rebate	85,000	85,000
Curriculum Support		10,750
Growing Innovations	60,000	
Other Ministry of Education Grants - May DL fte increase	30,150	
Other Ministry of Education Grants - Tapper/FSA	26,196	
DLC Fees	22,850	
Total Provincial Grants - Ministry of Education	<u>55,493,683</u>	<u>53,544,027</u>
Tuition		
International and Out of Province Students	400,848	1,088,380
Total Tuition	<u>400,848</u>	<u>1,088,380</u>
Other Revenues		
LEA/Direct Funding from First Nations	235,612	235,612
Miscellaneous		
Miscellaneous	10,000	10,000
ITA	62,000	
Art Starts	11,200	
Health Promoting Schools	27,000	
Total Other Revenue	<u>345,812</u>	<u>245,612</u>
Rentals and Leases	<u>228,000</u>	<u>128,000</u>
Investment Income	<u>50,000</u>	<u>40,000</u>
Total Operating Revenue	<u><u>56,518,343</u></u>	<u><u>55,046,019</u></u>

School District No. 05 (Southeast Kootenay)

Schedule 2B

Amended Annual Budget - Schedule of Operating Expense by Source
Year Ended June 30, 2017

	2017 Amended Annual Budget	2016 Amended Annual Budget
	\$	\$
Salaries		
Teachers	23,373,173	22,350,249
Principals and Vice Principals	3,607,401	3,396,161
Educational Assistants	4,361,650	4,074,654
Support Staff	5,176,382	5,060,272
Other Professionals	1,645,600	1,869,322
Substitutes	2,021,757	2,266,415
Total Salaries	40,185,963	39,017,073
Employee Benefits	10,536,970	10,124,548
Total Salaries and Benefits	50,722,933	49,141,621
Services and Supplies		
Services	1,924,347	2,021,909
Student Transportation	95,500	39,400
Professional Development and Travel	729,941	653,765
Rentals and Leases	70,000	58,000
Dues and Fees	71,700	72,700
Insurance	137,319	205,200
Supplies	3,111,854	3,823,101
Utilities	1,381,857	1,172,000
Total Services and Supplies	7,522,518	8,046,075
Total Operating Expense	58,245,451	57,187,696

School District No. 05 (Southeast Kootenay)

Amended Annual Budget - Operating Expense by Function, Program and Object

Year Ended June 30, 2017

	Teachers Salaries	Principals and Vice Principals Salaries	Educational Assistants Salaries	Support Staff Salaries	Other Professionals Salaries	Substitutes Salaries	Total Salaries
	\$	\$	\$	\$	\$	\$	\$
1 Instruction							
1.02 Regular Instruction	19,584,721	1,382,313		300,967	29,021	1,249,025	22,546,047
1.03 Career Programs	77,876					3,811	81,687
1.07 Library Services	526,441			102,184		29,440	658,065
1.08 Counselling	722,921					35,378	758,299
1.10 Special Education	2,383,338	106,197	3,808,166	17,866	417,181	467,931	7,200,679
1.30 English Language Learning	77,876					3,811	81,687
1.31 Aboriginal Education		66,708	553,484		82,162		702,354
1.41 School Administration		1,939,307		888,799		133,951	2,962,057
1.60 Summer School							-
1.62 International and Out of Province Students							-
Total Function 1	23,373,173	3,494,525	4,361,650	1,309,816	528,364	1,923,347	34,990,875
4 District Administration							
4.11 Educational Administration		112,876			196,634		309,510
4.40 School District Governance					121,500		121,500
4.41 Business Administration				202,996	616,338	6,537	825,871
Total Function 4	-	112,876	-	202,996	934,472	6,537	1,256,881
5 Operations and Maintenance							
5.41 Operations and Maintenance Administration				59,697	134,418		194,115
5.50 Maintenance Operations				2,503,115		67,942	2,571,057
5.52 Maintenance of Grounds				128,901			128,901
5.56 Utilities							-
Total Function 5	-	-	-	2,691,713	134,418	67,942	2,894,073
7 Transportation and Housing							
7.41 Transportation and Housing Administration					48,346		48,346
7.70 Student Transportation				971,857		23,931	995,788
Total Function 7	-	-	-	971,857	48,346	23,931	1,044,134
9 Debt Services							
Total Function 9	-	-	-	-	-	-	-
Total Functions 1 - 9	23,373,173	3,607,401	4,361,650	5,176,382	1,645,600	2,021,757	40,185,963

School District No. 05 (Southeast Kootenay)

Amended Annual Budget - Special Purpose Revenue and Expense
Year Ended June 30, 2017

	<u>2017 Amended Annual Budget</u>	<u>2016 Amended Annual Budget</u>
	\$	\$
Revenues		
Provincial Grants		
Ministry of Education	2,409,814	2,253,026
Other	117,427	178,034
Other Revenue	2,206,592	2,023,640
Rentals and Leases		8,000
Total Revenue	<u>4,733,833</u>	<u>4,462,700</u>
Expenses		
Instruction	4,231,127	4,059,750
Operations and Maintenance		169,451
Scholarships	41,250	43,640
Total Expense	<u>4,272,377</u>	<u>4,272,841</u>
Net Revenue (Expense)	<u>461,456</u>	<u>189,859</u>
Net Transfers (to) from other funds		
Tangible Capital Assets Purchased	(461,456)	(189,859)
Total Net Transfers	<u>(461,456)</u>	<u>(189,859)</u>
Budgeted Surplus (Deficit), for the year	<u>-</u>	<u>-</u>

School District No. 05 (Southeast Kootenay)

Amended Annual Budget - Changes in Special Purpose Funds
Year Ended June 30, 2017

	Annual Facility Grant	Learning Improvement Fund	Special Education Equipment	Scholarships and Bursaries	School Generated Funds	Strong Start	Ready, Set, Learn	OLEP	CommunityLINK
	\$	\$	\$	\$	\$	\$	\$	\$	\$
Deferred Revenue, beginning of year	150,029		20,955	526,626	1,136,839		7,500	26,729	37,326
Add: Restricted Grants	311,427	1,109,209	2,528	309,800	2,103,107	128,000	26,950	140,602	352,597
Provincial Grants - Ministry of Education									
Provincial Grants - Other									
Federal Grants									
Other				8,000					
Investment Income									
Less: Allocated to Revenue	461,456	1,109,209	23,483	41,250	2,163,342	128,000	34,450	167,331	389,923
Deferred Revenue, end of year	-	-	-	803,176	1,076,604	-	-	-	-
Revenues	461,456	1,109,209	23,483			128,000	34,450	167,331	389,923
Provincial Grants - Ministry of Education									
Provincial Grants - Other				41,250	2,163,342				
Other Revenue	461,456	1,109,209	23,483	41,250	2,163,342	128,000	34,450	167,331	389,923
Expenses									
Salaries									
Teachers		677,488							30,847
Educational Assistants		160,372							30,577
Substitutes		38,754							1,509
		876,614							62,933
Employee Benefits		232,595							20,667
Services and Supplies		1,109,209	23,483	41,250	2,163,342	128,000	34,450	83,731	30,576
			23,483	41,250	2,163,342	128,000	34,450	167,331	389,923
Net Revenue (Expense) before Interfund Transfers	461,456	-	-	-	-	-	-	-	-
Interfund Transfers	(461,456)								
Tangible Capital Assets Purchased	(461,456)								
Net Revenue (Expense)	-	-	-	-	-	-	-	-	-

School District No. 05 (Southeast Kootenay)

Amended Annual Budget - Changes in Special Purpose Funds
Year Ended June 30, 2017

	Coding and Curriculum Implementation	MCF Programs	Attendance Support	Clear Sky Summit	TOTAL
	\$	\$	\$	\$	\$
Deferred Revenue, beginning of year		17,263	33,332		1,956,599
Add: Restricted Grants	62,630				2,133,943
Provincial Grants - Ministry of Education		100,164			100,164
Provincial Grants - Other				2,000	309,800
Federal Grants					2,105,107
Other				8,000	8,000
Investment Income				2,000	4,657,014
Less: Allocated to Revenue	62,630	117,427	33,332	2,000	4,733,833
Deferred Revenue, end of year	-	-	-	-	1,879,780
Revenues	62,630	117,427	33,332		2,409,814
Provincial Grants - Ministry of Education		117,427			117,427
Provincial Grants - Other				2,000	2,206,592
Other Revenue		117,427	33,332	2,000	4,733,833
Expenses	17,500				786,614
Salaries		78,279			463,864
Teachers					57,763
Educational Assistants					1,308,241
Substitutes	17,500	78,279			
Employee Benefits	2,500	19,505			361,699
Services and Supplies	42,630	19,643	33,332	2,000	2,602,437
	62,630	117,427	33,332	2,000	4,272,377
Net Revenue (Expense) before Interfund Transfers	-	-	-	-	461,456
Interfund Transfers					(461,456)
Tangible Capital Assets Purchased					(461,456)
Net Revenue (Expense)	-	-	-	-	-

School District No. 05 (Southeast Kootenay)

Amended Annual Budget - Capital Revenue and Expense

Year Ended June 30, 2017

	2017 Amended Annual Budget			2016 Amended Annual Budget
	Invested in Tangible Capital Assets	Local Capital	Fund Balance	
	\$	\$	\$	\$
Revenues				
Investment Income		5,000	5,000	10,000
Amortization of Deferred Capital Revenue	2,757,837		2,757,837	2,752,526
Total Revenue	2,757,837	5,000	2,762,837	2,762,526
Expenses				
Amortization of Tangible Capital Assets				
Operations and Maintenance	3,470,055		3,470,055	3,473,217
Total Expense	3,470,055	-	3,470,055	3,473,217
Net Revenue (Expense)	(712,218)	5,000	(707,218)	(710,691)
Net Transfers (to) from other funds				
Tangible Capital Assets Purchased	461,456		461,456	189,859
Local Capital		232,000	232,000	230,000
Total Net Transfers	461,456	232,000	693,456	419,859
Other Adjustments to Fund Balances				
Tangible Capital Assets Purchased from Local Capital	237,000	(237,000)	-	
Total Other Adjustments to Fund Balances	237,000	(237,000)	-	
Budgeted Surplus (Deficit), for the year	(13,762)	-	(13,762)	(290,832)