



Catchment Boundary Revisions

January 16, 2024

**School District No. 5
(Southeast Kootenay)**





Agenda

1. Purpose of meeting
2. Internal Process for Amending Catchment Boundary Areas
3. Proposed Timeline
4. Existing Catchment Boundary Areas
5. Review of Earlier Public Consultation Meetings
6. Schools of Focus (Updated January 2024)
7. Proposed revisions (Updated January 2024)
8. Questions and Answers



Purpose

To review existing catchment boundaries to determine possible solutions to help support declining enrolments in specific Cranbrook schools.



Internal Process for Decision Making

Legislation – School Act

Excerpt 75.1

- 1. A board must establish for each school in its school district, except for a Provincial resource program, a catchment area consisting of a geographical area around the school that includes all or part of the school district.*
- 2. A board may amend the catchment area established for a school under subsection (1).*

Internal Process for Decision Making



Board Policy 2 - Role of the Board

The Board can “*approve changes to catchment areas for schools and District programs.*”



AP 305 – School Catchment Areas

“Students who are resident within the District are generally expected to attend their neighbourhood school according to catchment areas defined by the Board.”

“Space permitting, students may attend a school outside their catchment area.”

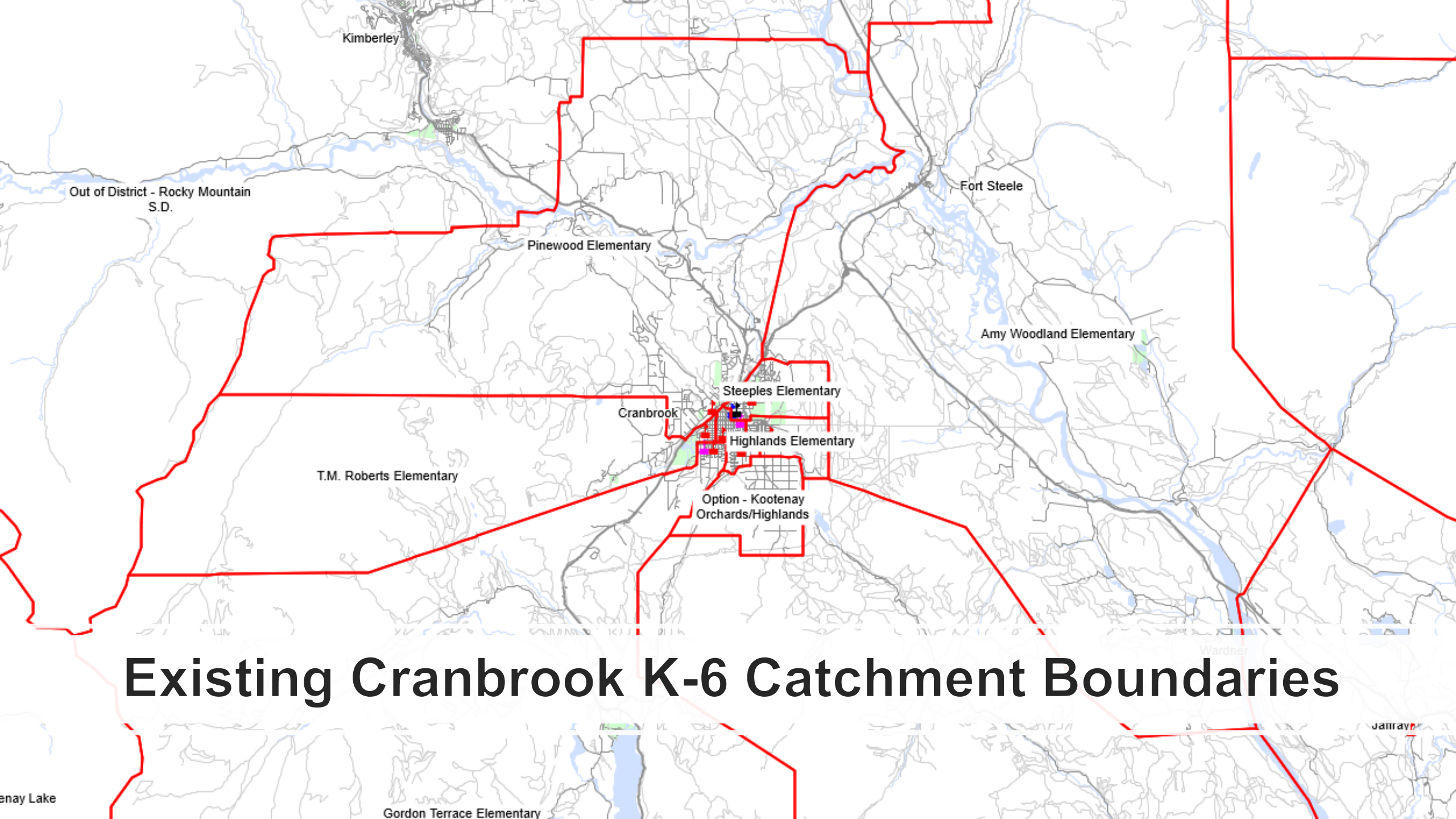


Long Range Facility Plan

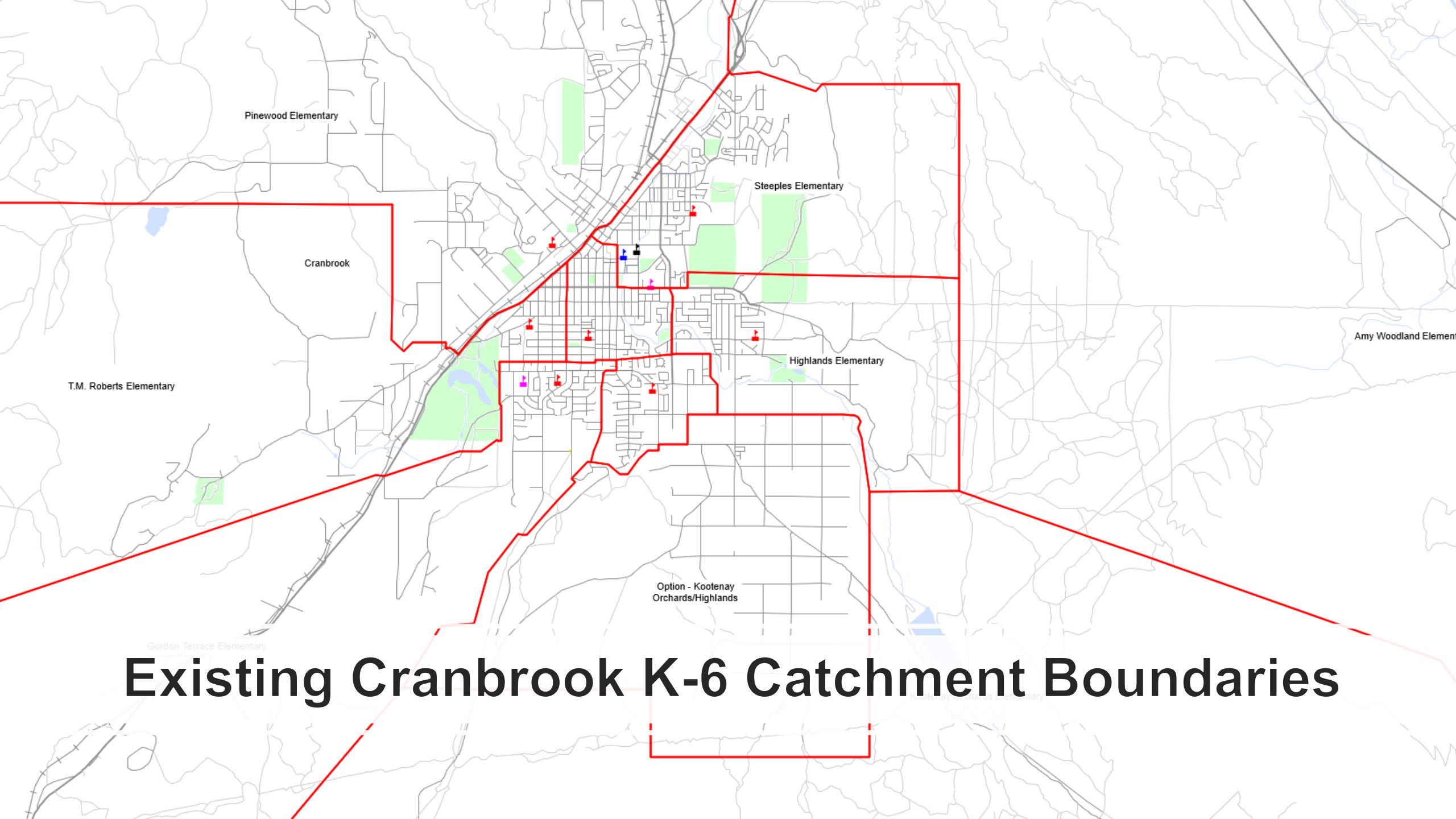
Used in conjunction with **Baragar software** for updated school capacity analysis and long-term school enrolment projections.

Proposed Timeline

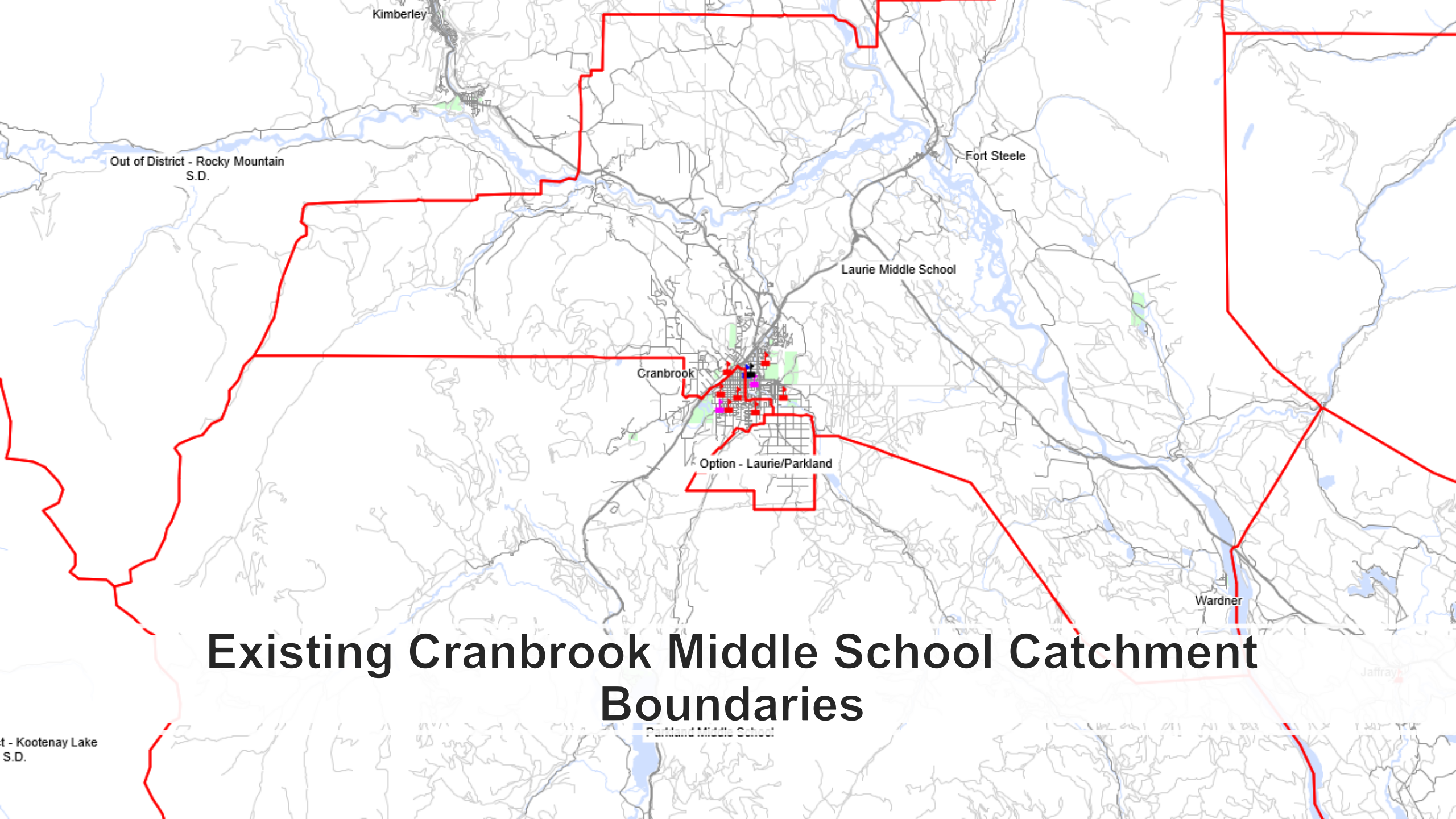




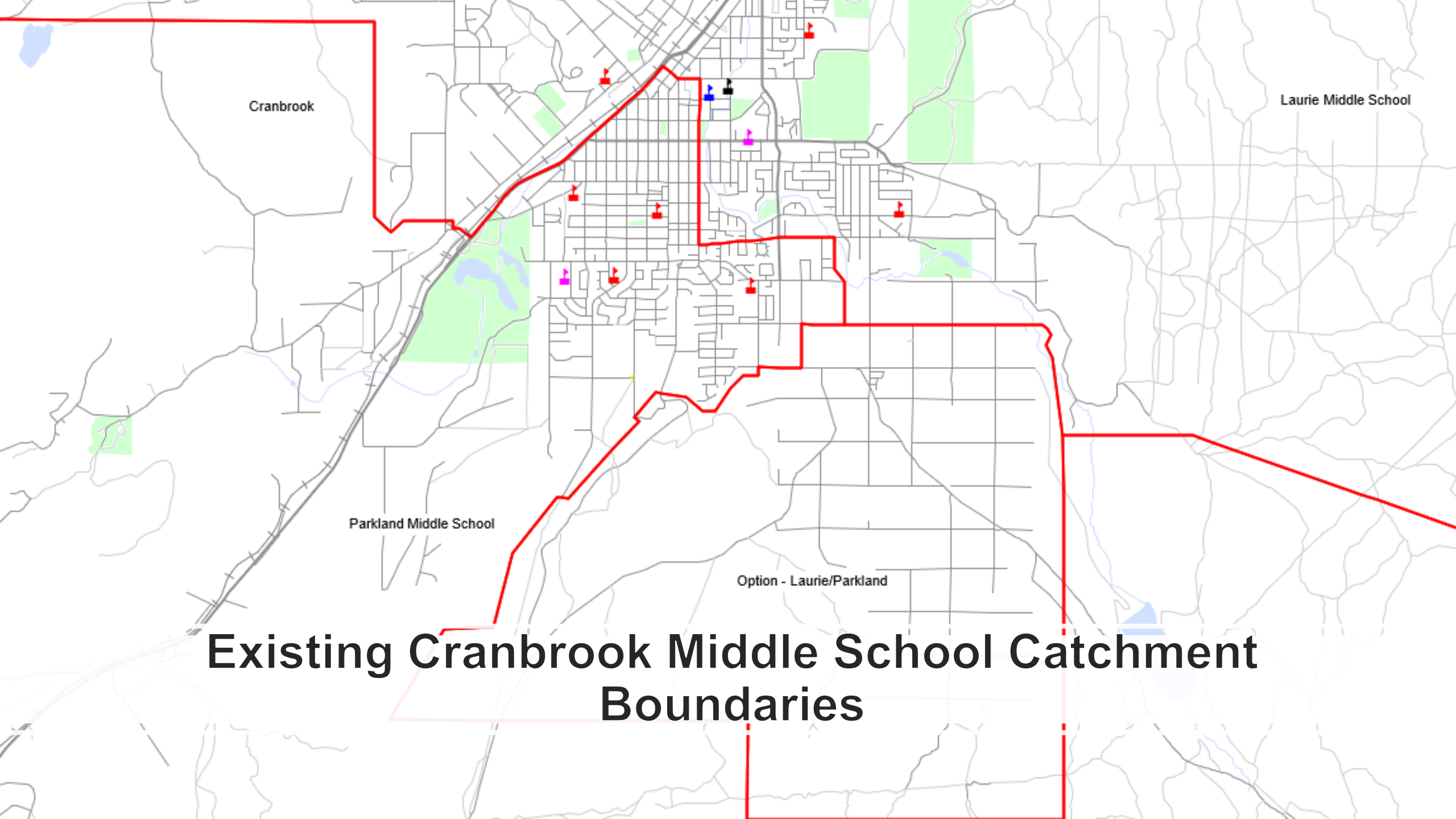
Existing Cranbrook K-6 Catchment Boundaries



Existing Cranbrook K-6 Catchment Boundaries



Existing Cranbrook Middle School Catchment Boundaries



Cranbrook

Laurie Middle School

Parkland Middle School

Option - Laurie/Parkland

Existing Cranbrook Middle School Catchment Boundaries

Original Schools of Focus

Highlands Elementary

- significant declining enrolment

Pinewood Elementary

- continuing low enrolment

Laurie Middle School

Parkland Middle School



Additional Schools of Focus (January 2024)

Steeple Elementary

- Lack of functional space

Amy Woodland Elementary

- Middle school catchment



Historical Enrolments: Schools of Focus

School	2019/20	2020/21	2021/22	2022/23	2023/24
Highlands	238	234	209	192	176
Pinewood	128	136	134	113	117
Steeples	205	186	190	212	225
Amy Woodland	271	272	276	257	248
Laurie Middle	382	379	397	392	370
Parkland Middle	437	438	447	499	488

School Utilizations (2023/2024)

School	Official Capacity	Functional Capacity (Occupied by K-12 Students)	2023/24 Enrolment	% of Functional Capacity
Amy Woodland	295	273	247.000	90.48%
Gordon Terrace	265	247	250.000	101.21%
Highlands	265	247	176.000	71.26%
Kootenay Orchards	240	224	234.000	104.46%
Pinewood	145	135	117.000	86.67%
Steeple	240	224	224.000	100.00%
TM Roberts	385	359	332.000	92.48%
Parkland Middle	600	600	488.000	81.33%
Laurie Middle	500	500	375.500	75.10%
Mount Baker	850	850	878.175	103.31%

School Utilizations (2038/2039)

School	Official Capacity	Functional Capacity (Occupied by K-12 Students)	2038/39 Enrolment	% of Functional Capacity
Amy Woodland	295	273	211.000	77.29%
Gordon Terrace	265	247	223.000	90.28%
Highlands	265	247	146.000	59.11%
Kootenay Orchards	240	224	215.000	95.98%
Pinewood	145	135	93.000	68.89%
Steeples	240	224	241.000	107.59%
TM Roberts	385	359	349.000	97.21%
Parkland Middle	600	600	416.000	69.33%
Laurie Middle	500	500	321.000	64.20%
Mount Baker	850	850	808.000	95.06%

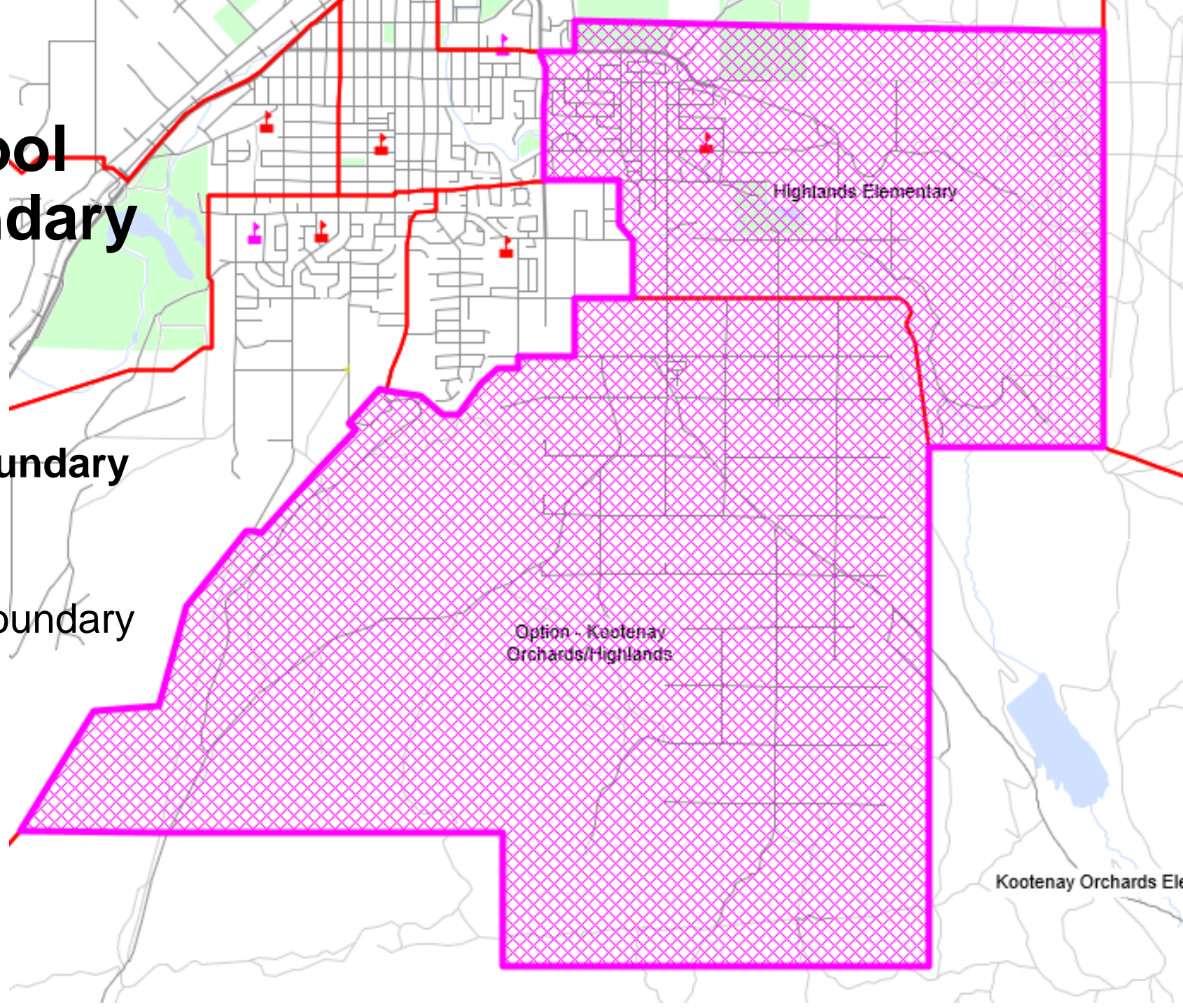


Proposed Revisions

Gold Creek Elementary School Catchment Boundary Revision

Shift Gold Creek optional elementary catchment boundary area

Transition this catchment boundary to be part of the Highlands catchment boundary area.



Gold Creek Catchment Boundary Breakout

School Type	School	Enrolment
Elementary	Kootenay Orchards	44
Elementary	Highlands	24
Elementary	TM Roberts	10
Elementary	Gordon Terrace	10
Total		88

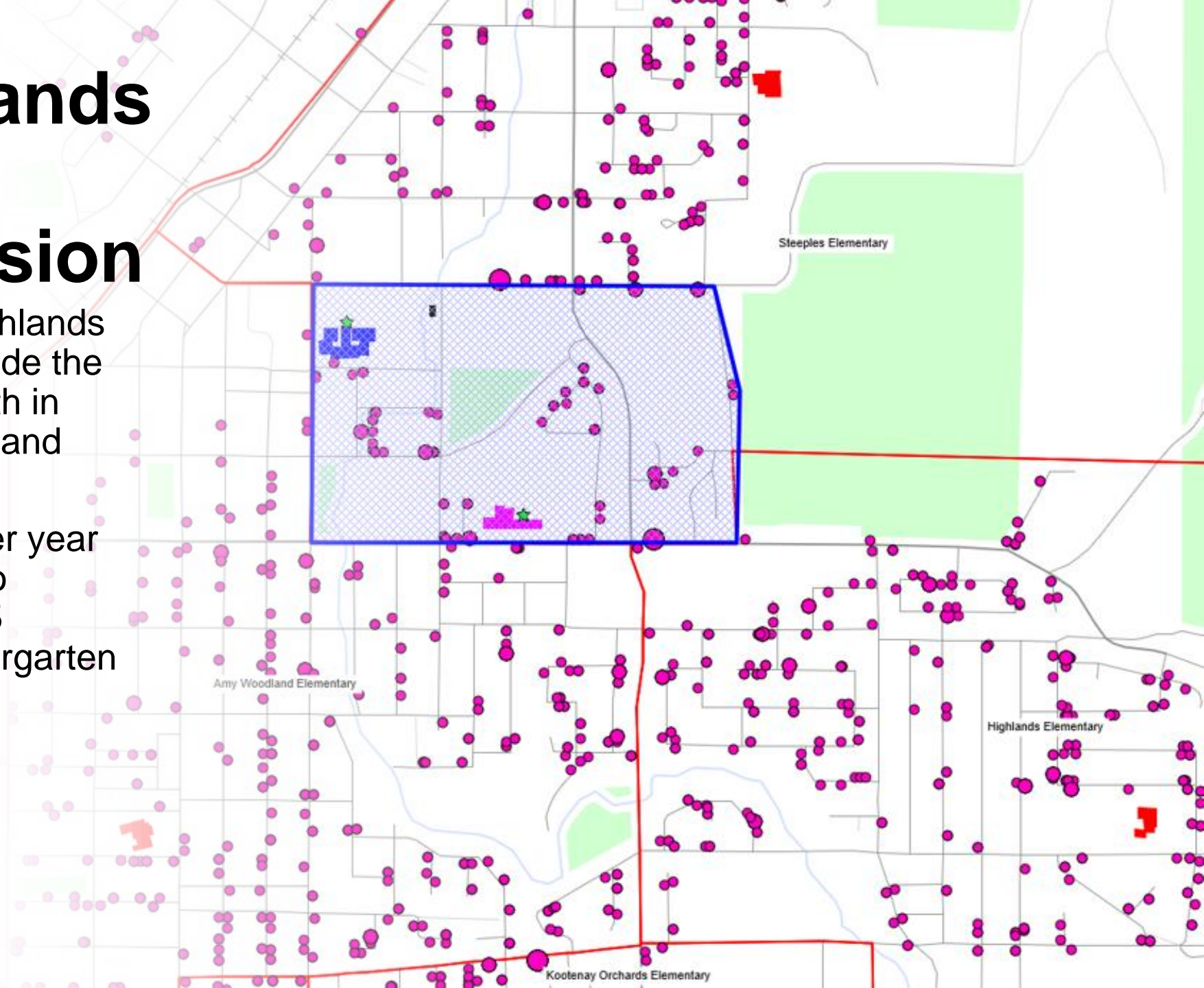
School Type	School	Enrolment
Middle	Laurie	9
Middle	Parkland	19
Alt	KLC / KDS / KES	5
Secondary	Mount Baker	40
Total		73

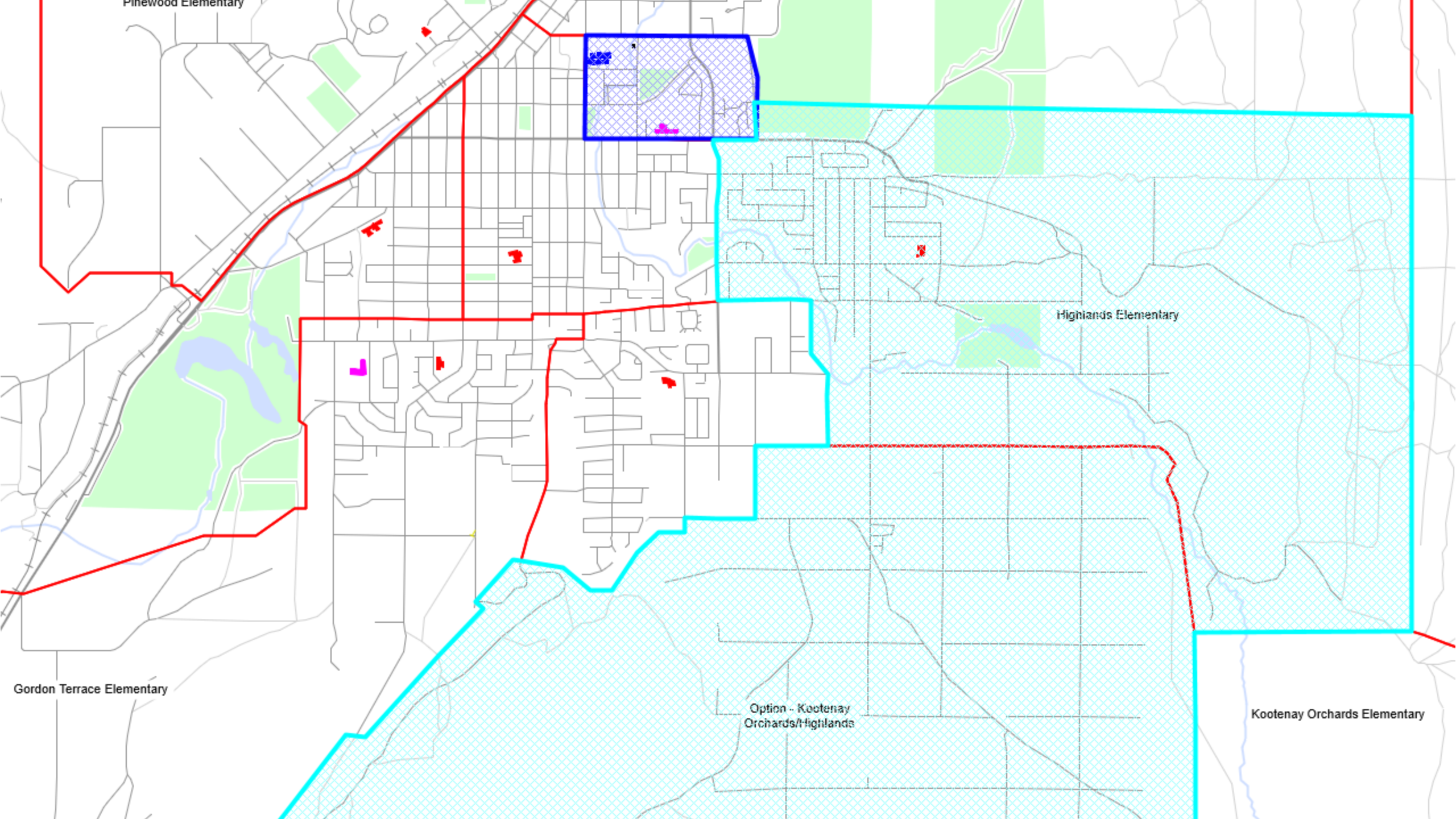
Changes to the Gold Creek catchment boundary area:

- Approximately 7 students per year would be expected to shift to Highlands from Kootenay Orchards (49 students over 7 years, K-6).
- Kootenay Orchards enrolment would stabilize at 167 students (capacity of 224 students).
- This allows Steeples to provide additional elective educational services to their student population (e.g. band programs).

Steeple/Highlands Catchment Boundary Revision

- Proposal would shift the Highlands catchment boundary to include the area south of 2nd Street North in between 14th Avenue South and 24th Avenue South.
- Approximately 5 students per year would be expected to shift to Highlands from this area (35 students over 7 years, kindergarten to grade six).





Pinewood Elementary

Highlands Elementary

Gordon Terrace Elementary

Option - Kootenay
Orchards/Highlands

Kootenay Orchards Elementary

Steeples to Highlands Boundary Breakout

School Type	School	Enrolment
Elementary	Steeples	40
Elementary	Highlands	5
Elementary	Amy Woodland	5
Elementary	Other	7
Total		57

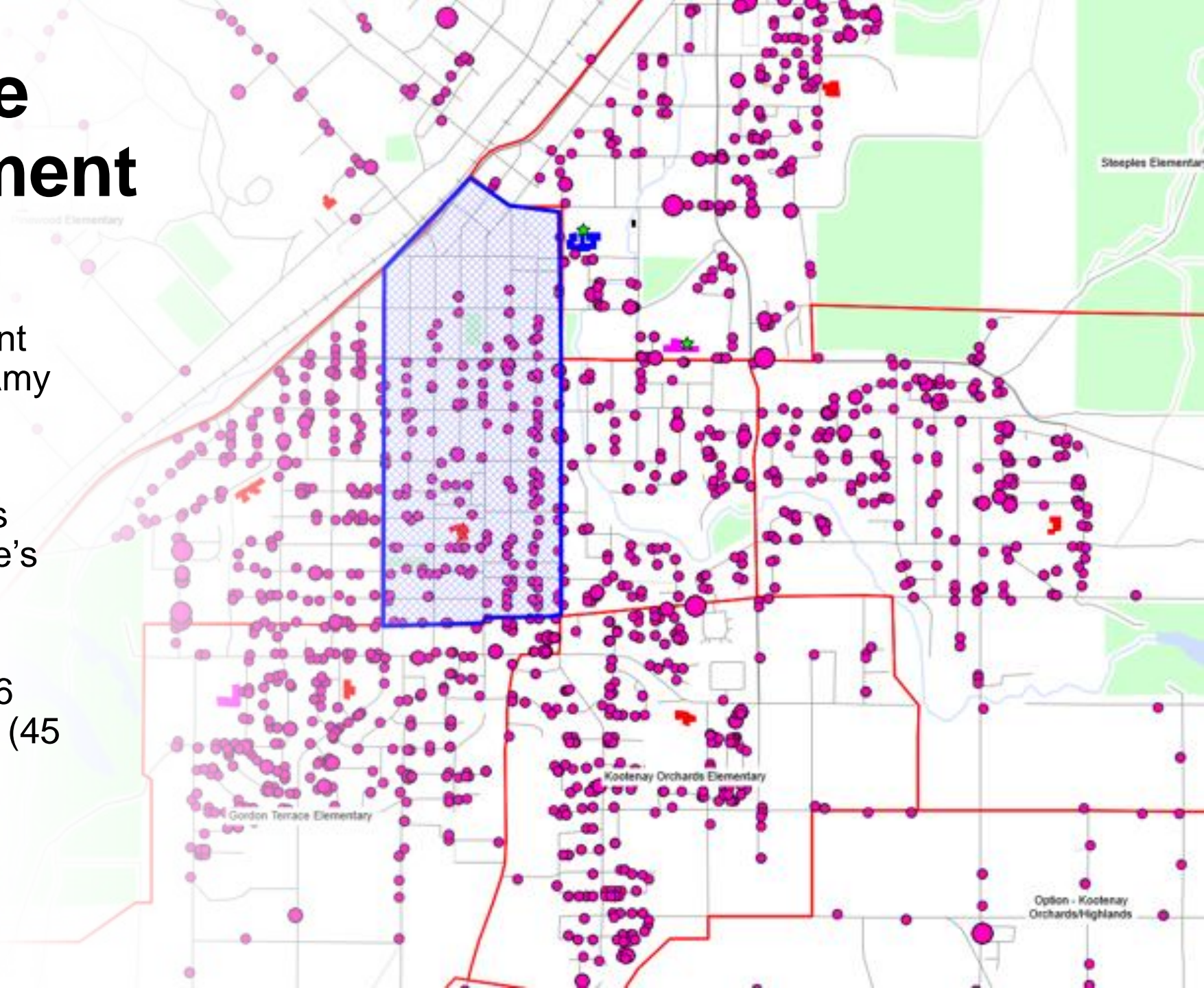
School Type	School	Enrolment
Middle	Laurie	21
Middle	Parkland	3
Total		24

Changes to the Steeples/Highlands catchment boundary areas:

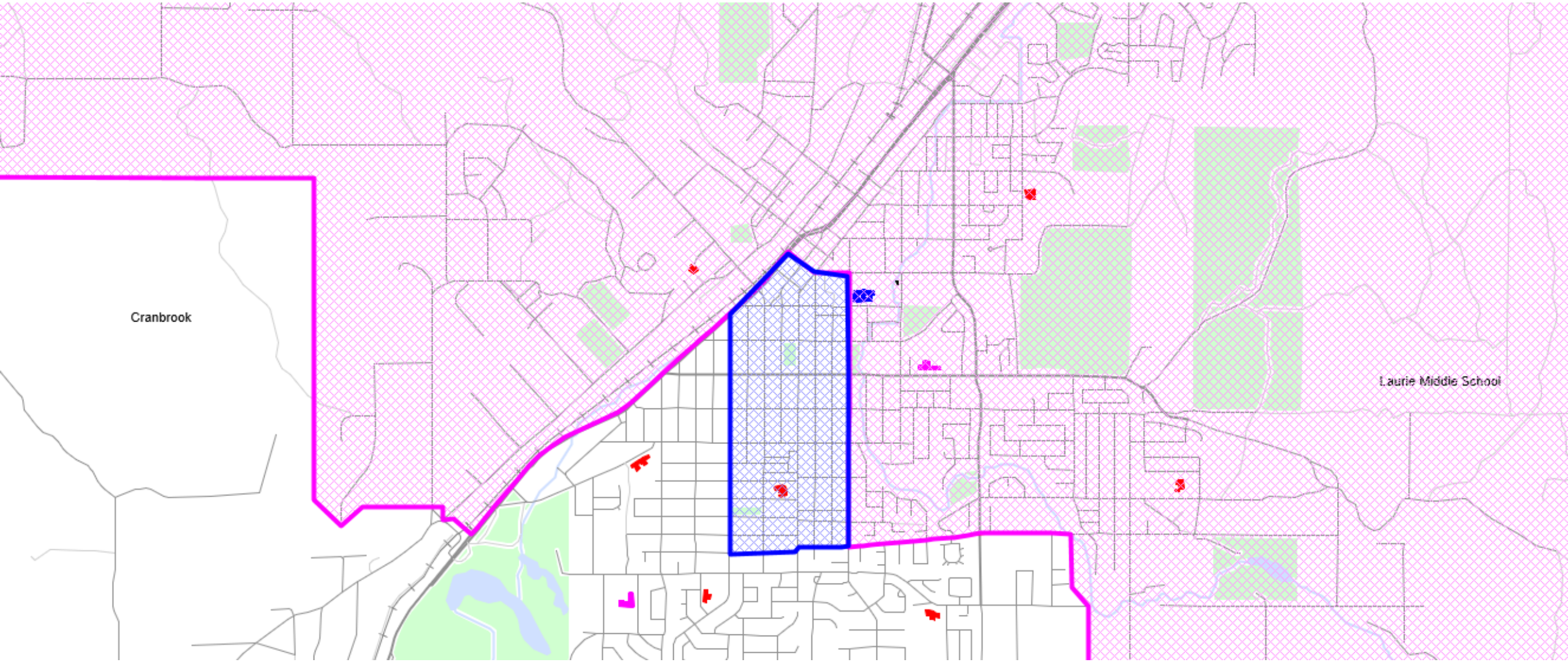
- Approximately 5 students per year would be expected to shift to Highlands from this area (35 students over 7 years, K-6).
- Steeples enrolment would stabilize at 200 students (capacity of 224 students).
- This allows Steeples to provide additional elective educational services to their student population (e.g. band programs).

Revised Middle School Catchment Boundary

- Combine Laurie's catchment boundary to include all of Amy Woodland's catchment boundary.
- All Amy Woodland students would now be part of Laurie's catchment boundary area.
- On average, this would be expected to shift 15 grade 6 students per year to Laurie (45 students over 3 years).



Revised Middle School Catchment Boundary



Summary of Proposed Catchment Revisions

School	Forecasted Long-term Enrolment With No Revisions	Adjustment Based on Proposed Catchment Revisions	Long-term Enrolment After Catchment Revisions	Functional Capacity	% Occupancy	Comments
Highlands Elementary	146	84	230	247	93%	Based on an estimated increase of 5 students per year from Steeples catchment revision and 7 students per year from the Gold Creek catchment revision. 12 students per year equals 84 students over 7 grade years (K-6).
Steeples Elementary	241	(35)	206	224	92%	
Kootenay Orchards Elementary	215	(49)	166	224	74%	
Parkland Middle	416	(39)	377	600	63%	French Immersion hovers around 70 students long-term. Amending the middle school catchment boundary to include all of Amy Woodland catchment is expected to shift 13 students per year into Laurie which equals 39 students over 3 grade years (7-9).
Laurie Middle	321	39	360	500	72%	

Revised School Utilizations (2038/2039)

with boundary revisions

School	Official Capacity	Functional Capacity (Occupied by K-12 Students)	2038/39 Enrolment	% of Functional Capacity
Amy Woodland	295	273	211	77.29%
Gordon Terrace	265	247	223	90.28%
Highlands	265	247	230	93.12%
Kootenay Orchards	240	224	166	74.11%
Pinewood	145	135	93	68.89%
Steeple	240	224	206	91.96%
TM Roberts	385	359	349	97.21%
Parkland Middle	600	600	377	63.83%
Laurie Middle	500	500	360	72.00%
Mount Baker	850	850	808	95.06%

School Utilizations (2038/2039)

without boundary revisions

School	Official Capacity	Functional Capacity (Occupied by K-12 Students)	2038/39 Enrolment	% of Functional Capacity
Amy Woodland	295	273	211.000	77.29%
Gordon Terrace	265	247	223.000	90.28%
Highlands	265	247	146.000	59.11%
Kootenay Orchards	240	224	215.000	95.98%
Pinewood	145	135	93.000	68.89%
Steeple	240	224	241.000	107.59%
TM Roberts	385	359	349.000	97.21%
Parkland Middle	600	600	416.000	69.33%
Laurie Middle	500	500	321.000	64.20%
Mount Baker	850	850	808.000	95.06%



Question and Answer Period