

Directions 2024/2025 Course selection

Scan QR Code or visit myeducation.gov.bc.ca



Your Login ID will always be the same: sd5stu-firstinitiallastname.

****Your login ID is NOT your student number****

Example: John Smith would be sd5stu-jsmith

If you have not reset your password yet, your current password:

LMS= Mbss2024\$, PMS= 2024Pm\$

****Passwords are case sensitive!****

If you reset your password, an easy password is: **Baker2024\$**.

Passwords must include at least:

1 uppercase letter

1 lowercase letter

1 number

1 symbol

****Must be at least 8 characters long, not your name, birthdate, student #, and no repeating numbers/letters****

Answer the security question. ****REMEMBER it or write it down**** *****Use your SD5 student email*****

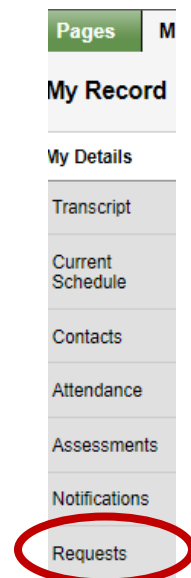
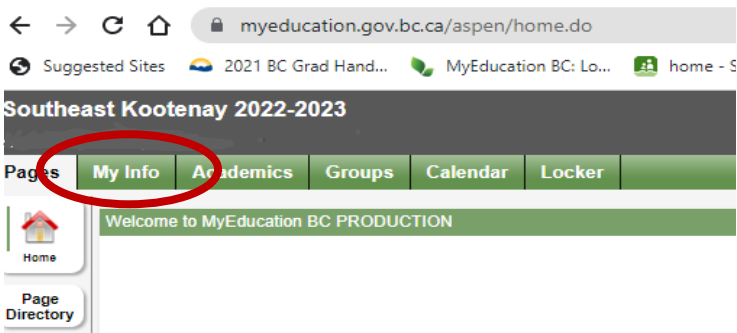
EX. Use what city you were born in!!! You will always remember this one.

Choosing Your Courses for Next Year:

Step 1 - Click on Menu Bar (3 lines in the top left corner) – Click “View Full Site”

Step 2 – Go to MY INFO (top tab)

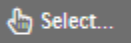
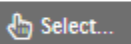
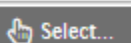
Step 3 – Go to REQUESTS (Side Tab)



Step 4 - Scroll down and READ directions.

Click on one of the buttons labelled **SELECT**:

Primary requests

| Subject area | |
|---|----------------------|
|  | Required Courses |
|  | Additional Courses |
|  | Outside of Timetable |

Then use the arrows to scroll through courses:

| Subject area | Required Courses | |
|---|---|-------------------|
| Instructions | The following are required courses at the grade 10 level: An English 10 OR An English 10 First Peoples Foundations of Math Pre-Calculus 10 OR Workplace | |
| <input type="text" value="1:10 XAT--10---KS"/> | | |
| Select | CourseNumber | CourseDescription |

****Make sure you have MINIMUM 8 courses chosen****

Required courses:

- An English 10 – you can choose an English First Peoples course if you want to fulfill the Indigenous Education Course requirement for Graduation.
- Science 10
- Social Studies 10
- A Math 10
- A Physical Education 10
- Career Life Education 10 (CLE)

Additional courses:

Choose 2

If in Band, choose 1.

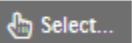
If in French Immersion and band, you don't have to choose any.

Outside the Timetable:

Choose as many as you like. ****These run at lunches / afterschool / before school - all worth 4 credits like a normal course**

Step 5 - Choose 2 alternate courses – in the event you can't get your original choices:

Alternate requests

| Subject area | |
|---|--------------------|
|  | Alternate Requests |

Step 6 - After you have 6 required courses, 2 electives, your out of timetable courses and your alternate requests → **press "POST" to save.**

You can make changes for about a week (as long as course selection is open). After that, changes can still be made through your school counsellor at your school.